

Reporting Agent Authorization

Taxpayer

1a Name of taxpayer (as distinguished from trade name)		2 Employer identification number (EIN)
1b Trade name, if any	4 If you are a seasonal employer, check here <input type="checkbox"/>	
3 Address (number, street, and room or suite no.) City or town, state, and ZIP code		5 Other identification number
6 Contact person	7 Daytime telephone number ()	8 Fax number ()

Reporting Agent

9 Name (enter company name or name of business)		10 Employer identification number (EIN)
11 Address (number, street, and room or suite no.) City or town, state, and ZIP code		
12 Contact person	13 Daytime telephone number ()	14 Fax number ()

Authorization of Reporting Agent To Sign and File Returns

15 Use the entry lines below to indicate the tax return(s) to be filed by the reporting agent. Enter the beginning year of annual tax returns or beginning quarter of quarterly tax returns. See the instructions for how to enter the quarter and year. Once this authority is granted, it is effective until revoked by the taxpayer or reporting agent.

940 _____	941 _____	940-PR _____	941-PR _____	941-SS _____	943 _____
943-PR _____	944 _____	944-PR _____	945 _____	1042 _____	CT-1 _____

Authorization of Reporting Agent To Make Deposits and Payments

16 Use the entry lines below to enter the starting date (the first month and year) of any tax return(s) for which the reporting agent is authorized to make deposits or payments. See the instructions for how to enter the month and year. Once this authority is granted, it is effective until revoked by the taxpayer or reporting agent.

940 _____	941 _____	943 _____	944 _____	945 _____	720 _____	1041 _____
1042 _____	1120 _____	CT-1 _____	990-C _____	990-PF _____	990-T _____	

Disclosure of Information to Reporting Agents

17a Check here to authorize the reporting agent to receive or request copies of tax information and other communications from the IRS related to the authorization granted on line 15 and/or line 16

b Check here if the reporting agent also wants to receive copies of notices from the IRS

Form W-2 series or Form 1099 series Disclosure Authorization

18a The reporting agent is authorized to receive otherwise confidential taxpayer information from the IRS to assist in responding to certain IRS notices relating to the Form W-2 series information returns. This authority is effective for calendar year forms beginning _____.

b The reporting agent is authorized to receive otherwise confidential taxpayer information from the IRS to assist in responding to certain IRS notices relating to the Form 1099 series information returns. This authority is effective for calendar year forms beginning _____.




State or Local Authorization

19 Check here to authorize the reporting agent to sign and file state or local returns related to the authorization granted on line 15 and/or line 16

Authorization Agreement

I understand that this agreement does not relieve me, as the taxpayer, of the responsibility to ensure that all tax returns are filed and that all deposits and payments are made. If line 15 is completed, the reporting agent named above is authorized to sign and file the return indicated, beginning with the quarter or year indicated. If any starting dates on line 16 are completed, the reporting agent named above is authorized to make deposits and payments beginning with the period indicated. Any authorization granted remains in effect until it is revoked by the taxpayer or reporting agent. I am authorizing the IRS to disclose otherwise confidential tax information to the reporting agent relating to the authority granted on line 15 and/or line 16, including disclosures required to process Form 8655. Disclosure authority is effective upon signature of taxpayer and IRS receipt of Form 8655. The authority granted on Form 8655 will not revoke any Power of Attorney (Form 2848) or Tax Information Authorization (Form 8821) in effect.

Sign Here | I certify I have the authority to execute this form and authorize disclosure of otherwise confidential information on behalf of the taxpayer.

	_____		_____		_____
	Signature of taxpayer		Title		Date

General Instructions

What's New

- Magnetic tape is no longer a filing method for the returns on line 15.
- The "Other" box in line 16 has been deleted. Authority to make deposits and payments can only be granted for the forms listed in line 16.
- New Forms 944 and 944-PR have been added to line 15. New Form 944 has been added to line 16. Form 944 should be available for calendar year 2006.
- Lines 18a and 18b have been added to allow taxpayers to grant reporting agents disclosure authority for the Form W-2 series and Form 1099 series information returns.

Purpose of Form

Form 8655 is used to authorize a reporting agent to:

- Sign and file certain returns;
- Make deposits and payments for certain returns;
- Receive duplicate copies of tax information, notices, and other written communication regarding any authority granted; and
- Provide IRS with information to aid in penalty relief determinations related to the authority granted on Form 8655.

Authority Granted

Once Form 8655 is signed, any authority granted is effective beginning with the period indicated on lines 15 or 16 and continues indefinitely unless revoked by the taxpayer or reporting agent. No authorization or authority is granted for periods prior to the period(s) indicated on Form 8655. Disclosure authority by checking the box in line 17a is effective with the dated signature of the taxpayer on Form 8655.

Any authority granted on Form 8655 does not revoke and has no effect on any authority granted on Forms 2848 or 8821, or any third-party designee checkbox authority.

Where To File

Send Form 8655 to:

Internal Revenue Service
Accounts Management Service Center
MS 6748 RAF Team
1973 North Rulon White Blvd.
Ogden, UT 84404

You can fax Form 8655 to the IRS. The number is 801-620-4142.

Additional Information

Additional information concerning reporting agent authorizations may be found in:

- **Pub. 1474**, Technical Specifications Guide for Reporting Agent Authorizations and Federal Tax Depositors, and
- **Rev. Proc. 2003-69**. You can find Rev. Proc. 2003-69 on page 403 of Internal Revenue Bulletin 2003-34 at www.irs.gov/pub/irs-irbs/irb03-34.pdf.

Substitute Form 8655

If you want to prepare and use a substitute Form 8655, see Pub. 1167, General Rules and Specifications for Substitute Forms and Schedules. If your substitute Form 8655 is approved, the form approval number must be printed in the lower left margin of each substitute Form 8655 you file with the IRS.

Revoking an Authorization

If you have a valid Form 8655 on file with the IRS, the filing of a new Form 8655 revokes the authority of the prior reporting agent beginning with the period indicated on the new Form 8655. However, the prior reporting agent is still an authorized reporting agent and retains any previously granted disclosure authority for the periods prior to the beginning period of the new reporting agent's authorization unless specifically revoked.

If the taxpayer wants to revoke an existing authorization, send a copy of the previously executed Form 8655 to the IRS at the address under *Where To File*, above. Re-sign the copy of the Form 8655 under the original signature. Write REVOKE across the top of the form. If you do not have a copy of the authorization you want to revoke, send a statement to the IRS. The statement of revocation must indicate that the authority of the reporting agent is revoked and must be signed by the taxpayer. Also, list the name and address of each reporting agent whose authority is revoked.

Withdrawing from reporting authority. A reporting agent can withdraw from authority by filing a statement with the IRS, either on paper or using a delete process. The statement must be signed by the reporting agent (if filed on paper) and identify the name and address of the taxpayer and authorization(s) from which the reporting agent is withdrawing. For information on the delete process, see Pub. 1474.

Specific Instructions

Line 15

Use the "YYYY" format for annual tax returns. Use the "MM/YYYY" format for quarterly tax returns, where "MM" is the ending month of the quarter the named reporting agent is authorized to sign and file tax returns for the taxpayer. For example, enter "03/2005" on the line for "941" to indicate you are authorizing the named reporting agent to sign and file Form 941 for the January–March quarter of 2005 and subsequent quarters.

Line 16

Use the "MM/YYYY" format to enter the starting date, where "MM" is the first month the named reporting agent is authorized to make deposits or payments for the taxpayer. For example, enter "08/2005" on the line for "720" to indicate you are authorizing the named reporting agent to make deposits or payments for Form 720 starting in August 2005 and all subsequent months.

Who Must Sign

Sole proprietorship—The individual owning the business.

Corporation (including an LLC treated as a corporation)—Generally, Form 8655 can be signed by: (a) an officer having legal authority to bind the corporation, (b) any person designated by the board of directors or other governing body, (c) any officer or employee on written request by any principal officer, and (d) any other person authorized to access information under section 6103(e).

Partnership (including an LLC treated as a partnership) or an unincorporated organization—Generally, Form 8655 can be signed by any person who was a member of the partnership during any part of the tax period covered by Form 8655.

Single member limited liability company (LLC) treated as a disregarded entity—The owner of the LLC.

Trust or estate—The fiduciary.

Privacy Act and Paperwork Reduction Act Notice. We ask for the information on this form to carry out the Internal Revenue laws of the United States. Form 8655 is provided by the IRS for your convenience and its use is voluntary. If you choose to authorize a reporting agent to act on your behalf, under section 6109, you must disclose your EIN. The principal purpose of this disclosure is to secure proper identification of the taxpayer. We need this information to gain access to your tax information in our files and properly respond to your request. If you do not disclose this information, the IRS may suspend processing your reporting agent authorization and may not be able to honor your reporting agent authorization until you provide your EIN.

Routine uses of this information include giving it to the Department of Justice for civil and criminal litigation, and to cities, states, and the District of Columbia for use in administering their tax laws. We may also disclose this information to other countries under a tax treaty, to federal and state agencies to enforce federal nontax criminal laws, or to federal law enforcement agencies and intelligence agencies to combat terrorism.

You are not required to provide the information requested on a form that is subject to the Paperwork Reduction Act unless the form displays a valid OMB control number. Books or records relating to a form or instructions must be retained as long as their contents may become material in the administration of any Internal Revenue law.

The time needed to complete and file Form 8655 will vary depending on individual circumstances. The estimated average time is 6 minutes.

If you have comments concerning the accuracy of this time estimate or suggestions for making Form 8655 simpler, we would be happy to hear from you. You can write to the Internal Revenue Service, Tax Products Coordinating Committee, SE:W:CAR:MP:T:T:SP, 1111 Constitution Ave. NW, IR-6406, Washington, DC 20224. **Do not** send Form 8655 to this address. Instead, see *Where To File* above.